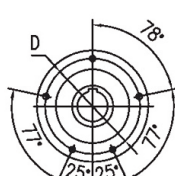
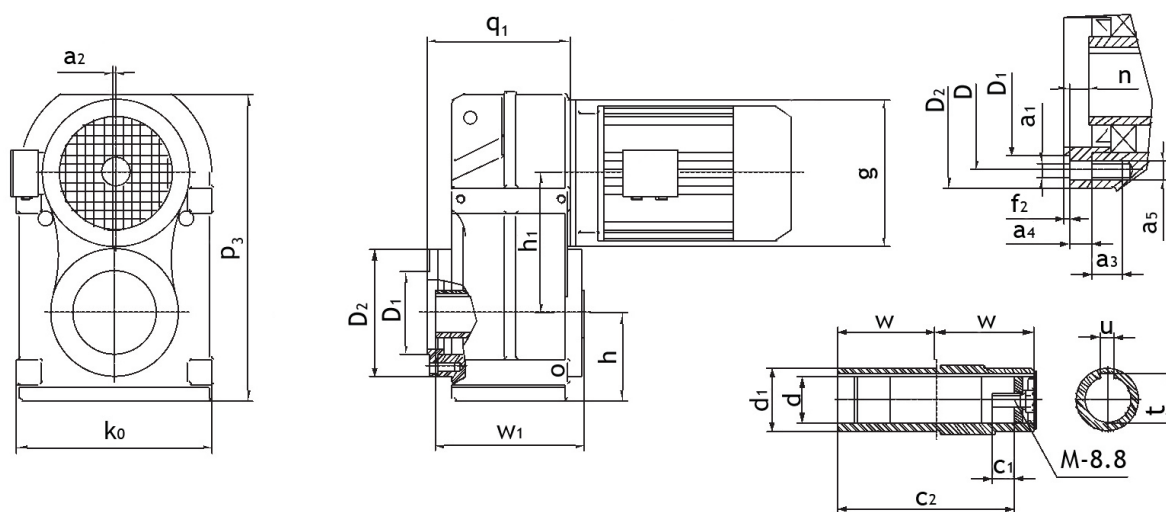
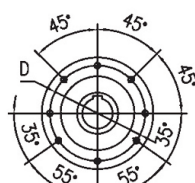


MOUNTING DIMENSIONS

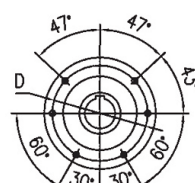
B-FAZ..37~157



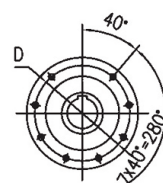
B-FAZ..37



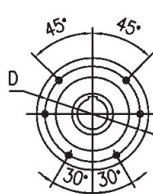
B-FAZ..47



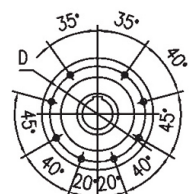
B-FAZ..57-67



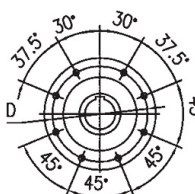
B-FAZ..77



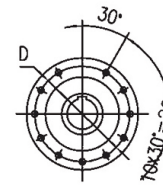
B-FAZ..87



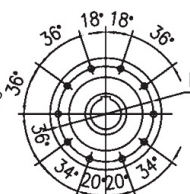
B-FAZ..97



B-FAZ..107



B-FAZ..127



B-FAZ..157

| Model | q_1 k_0 | h h_1 | t D | D_2 D_1 | p_3 n | a_4 a_3 | a_5 w_1 | w c_1 | c_2 u | d_1 d | a_2 f_2 | a_1 M | g |
|------------|----------------|--------------|----------------|------------------|--------------|----------------|----------------|--------------|--------------|------------------|----------------|-------------------|-------|
| B-FAZ..37 | 122 165 | 76 112 | 33.3 Ø 94 | Ø 110 Ø 80j6 | 252 9 | 11.5 12 | M8 123 | 60 17 | 105 8 | Ø 45 Ø 30H7 | / 3 | Ø 9 M10× 25 | Ø 120 |
| B-FAZ..47 | 144 180 | 77 128.1 | 38.3 Ø 102 | Ø 120 Ø 80j6 | 269 8 | 11 12 | M8 153 | 75 22 | 132 10 | Ø 50 Ø 35H7 | / 3 | Ø 9 M12× 30 | Ø 120 |
| B-FAZ..57 | 162 200 | 93 136 | 43.3 Ø 125 | Ø 155 Ø 105j6 | 317 9 | 12 20 | M12 170 | 83 29 | 142 12 | Ø 55 Ø 40H7 | / 3.5 | Ø 13.5 M16× 40 | Ø 160 |
| B-FAZ..67 | 173 212 | 97 159.5 | 43.3 Ø 125 | Ø 155 Ø 105j6 | 343 8.5 | 12 20 | M12 184 | 90 29 | 156 12 | Ø 55 Ø 40H7 | / 3.5 | Ø 13.5 M16× 40 | Ø 160 |
| B-FAZ..77 | 206 270 | 121 200 | 53.8 Ø 142 | Ø 170 Ø 125j6 | 426 10 | 14 20 | M12 213 | 105 32 | 183 14 | Ø 70 Ø 50H7 | / 3.5 | Ø 13.5 M16× 45 | Ø 200 |
| B-FAZ..87 | 239 330 | 152 246.7 | 64.4 Ø 178 | Ø 215 Ø 155j6 | 531 11 | 15 26 | M16 243 | 120 36 | 210 18 | Ø 85 Ø 60H7 | / 4 | Ø 17.5 M20× 50 | Ø 250 |
| B-FAZ..97 | 292 400 | 178 285 | 74.9 Ø 220 | Ø 260 Ø 180j6 | 623 14 | 18 26 | M16 303 | 150 34 | 270 20 | Ø 95 Ø 70H7 | / 4 | Ø 17.5 M20× 50 | Ø 300 |
| B-FAZ..107 | 312 450 | 200 332.4 | 95.4 Ø 260 | Ø 304 Ø 210j6 | 717 -8 | 22 28 | M20 353 | 175 40 | 313 25 | Ø 118 Ø 90H7 | / 4 | Ø 22 M24× 60 | Ø 350 |
| B-FAZ..127 | 377.5 530 | 236 382.6 | 106.4 Ø 300 | Ø 350 Ø 250h6 | 856 0 | 30 28 | M20 413 | 205 38 | 373 28 | Ø 135 Ø 100H7 | 10 5 | Ø 22 M24× 60 | Ø 450 |
| B-FAZ..157 | 455 660 | 286 447 | 127.4 Ø 340 | Ø 400 Ø 290h6 | 1021 -14 | 28 36 | M24 503 | 250 36 | 460 32 | Ø 155 Ø 120H7 | 15 5 | Ø 26 M24× 60 | Ø 550 |